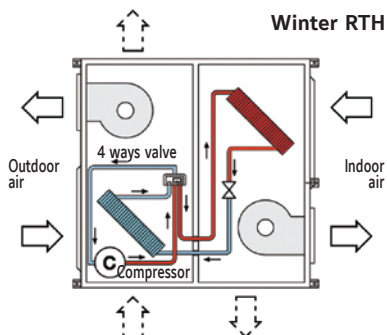
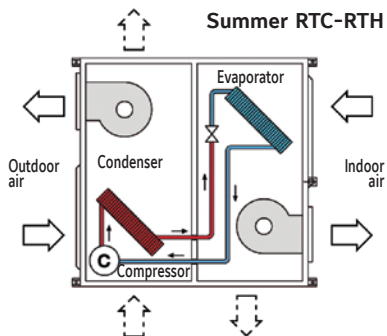



Roomtop

RTC-RTH - L

A complete range from 7.6 kW up to 27.0 kW



Features

- YKlon√3 board
- Scroll Compressors
- High COP and EER
- 1/4 turn on electrical panel
- Expansion valves for models 20, 25 and 30
- High external static pressure on evaporator and condenser
- Digital thermostat DPC-1 and indoor air filter included

RTC 10 L

Nomenclature

- L = version
- Capacity range:**
10 = 10 kW
- Product category:**
RTC = Cooling only
RTH = Reverse cycle

Roomtop RTC-RTH - L



Technical features

Cooling only models			RTC 07 L	RTC 10 L	RTC 15 L	RTC 20 L	RTC 25 L	RTC 30 L	
Cooling capacities	kW		7.60	9.90	14.60	19.90	22.20	27.00	
Power input in cooling	kW		3.00	3.95	5.50	8.60	10.00	12.00	
In duct outdoor side sound power level	dB(A)		71	71	72	74	77	81	
In duct indoor side sound power level	dB(A)		70	71	71	73	75	75	
Reverse cycle models			RTH 07 L	RTH 10 L	RTH 15 L	RTH 20 L	RTH 25 L	RTH 30 L	
Cooling capacities	kW		7.40	9.30	14.10	19.90	22.20	26.80	
Power input in cooling	kW		3.00	3.88	5.40	8.32	10.04	11.63	
Heating capacities	kW		7.40	11.70	13.80	17.80	20.80	25.40	
Power input in heating	kW		2.76	3.64	4.84	7.15	7.89	9.67	
In duct outdoor side sound power level	dB(A)		71	72	74	74	81	81	
In duct indoor side sound power level	dB(A)		70	72	73	73	81	81	
Common characteristics									
Power supply			230V/1/50Hz		400V/3 + N/ 50Hz				
Nominal current RTC / RTH	A		14.3 / 16	9.5 / 9.7	11.6 / 11.5	19 / 19	21 / 21	23 / 23	
Starting current	A		82	48	64	95	111	118	
Main switch (1)	A		25	16	20	25	25	32	
Main cable (1)	Nbr.xmm ²		3 x 4	5 x 2.5	5 x 4	5 x 4	5 x 4	5 x 6	
Cable to standard thermostat (2)	Nbr.xmm ²		10 x 0.22						
Evaporator fan at nominal airflow	Airflow	m ³ /h	1 490	2 015	3 580	4 100	5 060	5 300	
	Standard ESP	Pa	25	37	50	50	62	62	
Condenser fan at nominal airflow	Airflow	m ³ /h	2 420	3 520	3 890	4 810	5 640	7 450	
	Standard ESP	Pa	50	50	50	50	50	50	
Nett dimensions	Height	mm	480	557	557	585	650	650	
	Length	mm	1 102	1 155	1 312	1 575	1 750	1 770	
	Depth	mm	1 102	1 155	1 312	1 575	1 656	2 056	
Nett weight	RTC	kg	172	180	235	305	358	420	
Nett weight	RTH	kg	178	190	243	317	379	434	

(1) For information only. These should be checked for compliance with local regulations depending also on installation and cable type

(2) Shield type cable only

All the data are at EUROVENT conditions with 230V/1/50Hz or 400V/3+N/50Hz.

Cooling : Entering indoor coil temp. 27°C / 19°C WB and outdoor temperature 35°C

Heating : Entering indoor coil temp. 20°C and outdoor temperature 7°C / 6°C WB

Compatibility table / Codes

Cooling only models	RTC 07 L	RTC 10 L	RTC 15 L	RTC 20 L	RTC 25 L	RTC 30 L
	S661240701	S661241003	S661241503	S661242003	S661242503	S661243003
Reverse cycle models	RTH 07 L	RTH 10 L	RTH 15 L	RTH 20 L	RTH 25 L	RTH 30 L
	S662040701	S662041003	S662041503	S662042003	S662042503	S662043003

Thermostat								
Delivered as standard with the unit			DPC-1					

Accessories or options	Remarks	Code	RTC 07 L	RTC 10 L	RTC 15 L	RTC 20 L	RTC 25 L	RTC 30 L
			RTH 07 L	RTH 10 L	RTH 15 L	RTH 20 L	RTH 25 L	RTH 30 L
Electrical Heaters * (in duct)	5 kW / 1ph.	S611765561	A					
	5 kW / 3ph.	S611765573	A	A				
	10 kW / 3ph.	S611765533	A	A				
	5 kW / 3ph.	S611765653			A	A	A	A
	10 kW / 3ph.	S611765583			A	A	A	A
	15 kW / 3ph.	S611765513			A	A	A	A
Low ambient regulation		S613111533	O	O	O			
		S613113087 *				O	O	O
Copper-copper coils unit			O	O	O	O	O	O
Anti-corrosion blue fin coil			O	O	O	O	O	O

A= Accessory (supplied loose).

O= Option (factory fitted).

* Not protected against external conditions.